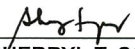


MONTHLY CASH PROGRAM
For the Period Ended 28 February 2026
 (in Php Thousands)


Department : BASES CONVERSION AND DEVELOPMENT AUTHORITY
Fund : CORPORATE AND GAA FUNDS

PARTICULARS	ACTUAL			PROJECTION									Total
	JAN	FEB	MAR	APR	MAY	JUN	JUL	AUG	SEP	OCT	NOV	DEC	
Personnel Services	25,037	30,730	37,026	37,026	63,284	37,026	37,026	37,026	37,026	37,026	64,569	106,467	549,268
Maintenance and Other Operating Expenses	5,240	15,966	85,472	85,472	85,472	85,472	85,472	85,472	85,472	85,472	85,472	653,879	1,444,336
Share of Beneficiary Agencies			4,851,459										4,851,459
Dividends			2,936,900										2,936,900
Furniture, Fixtures and Equipment			1,526	1,526	1,526	1,526	1,526	1,526	1,526	1,526	1,526	4,713	18,446
Motor Vehicles												61,900	61,900
Infrastructure Projects												5,786,226	5,786,226
Subic Clark Tarlac Expressway		785	503,173	10,901	10,901	10,901	10,901	10,901	503,173	10,901	10,901	31,918	1,115,356
New Clark City Project	2,820	22	15,414	15,414	15,414	15,414	15,414	15,414	15,414	15,414	15,414	43,402	184,973
GAA Funded Projects												1,147,175	1,147,175
Subsidiaries	220,891		21,638	21,638	21,638	21,638	21,638	21,638	21,638	21,638	21,638	39,726	455,361
Prior Years Obligations	269,605	237,415										14,394,772	14,901,792
GRAND TOTAL	523,593	284,918	8,452,609	171,978	198,236	171,978	171,978	171,978	664,250	171,978	199,521	22,270,177	33,453,192

Prepared By:

 SHERRYL T. CORPUZ
 Budget Officer V

Noted by:

 MARY GRACE G. DARUNDAY
 VP, Budget and Revenue Allocation Department

Recommending Approval:

 HEDDA Y. RULONA
 SVP, Investment and Financial Management Group

Approved by:

 GISELA Z. KALALO
 Executive Vice President



Budget and Revenue Allocation Department

 CB2026-0611

MONTHLY CASH RECEIPTS
For the Period Ended 28 February 2026
(in Php Thousands)

Department : BASES CONVERSION AND DEVELOPMENT AUTHORITY
Fund : CORPORATE AND GAA FUNDS

CLASSIFICATION/SOURCES OF RECEIPTS (In Thousands)	LEGAL BASIS	ACTUAL		PROJECTION										Total	
		JAN	FEB	MAR	APR	MAY	JUN	JUL	AUG	SEP	OCT	NOV	DEC		
Joint Venture Proceeds	RA 7227 as amended by RA 7917								1,958,000						1,958,000
Lease Proceeds		56,364	966	82,356	1,944	51,285	1,993	75,280	727	10,998	14,129	727	11,611	308,380	
Sales Proceeds		488,997		22,580										1,135,000	1,646,577
Concession Fees		385,872	293,733	311,361	248,997	248,997	305,909	748,997	248,997	311,361	248,997	248,997	135,203	3,737,421	
Other Receipts															
NG Subsidy /Equity														1,147,174	1,147,174
New Clark City Revenues														36,000	36,000
Dividend Income - FBDC									900,000						900,000
Heritage Park Proceeds		4,342	2,753	1,423	1,423	1,423	1,423	1,423	1,423	1,423	1,423	1,423	95	20,000	
Interest Income		24,156	13,336	15,068	15,068	15,068	15,068	15,068	15,068	15,068	15,068	15,068	7,712	180,814	
Miscellaneous Receipts		152,462	202,491	44,578	44,578	44,578	44,578	44,578	44,578	44,578	44,578	44,578	545,930	1,302,085	
GRAND TOTAL			1,112,192	513,278	477,367	312,011	361,351	368,971	1,785,347	2,268,793	383,429	324,196	310,793	3,018,725	11,236,451


Prepared By:


SHERRYL T. CORPUZ
 Budget Officer V

Noted by:


MARY GRACE G. DARUNDAY
 VP, Budget and Revenue Allocation Department

Recommending Approval:


HEDDA Y. RULONA
 SVP, Investment and Financial Management Group

Approved by:


GISELA Z. KALALO
 Executive Vice President



FINANCIAL REPORT OF OPERATION
For the Period Ended 28 February 2026
 (in Php Thousands)

Department : BASES CONVERSION AND DEVELOPMENT AUTHORITY
Fund : CORPORATE AND GAA FUNDS

PARTICULARS	APPROVED BUDGET	OBLIGATIONS INCURRED	BUDGET BALANCE
General Administration and Support Services			
Personnel Services	234,043	22,141	211,902
Maintenance and Other Operating Expenses	110,828	2,518	108,310
Support to Operations			
Personnel Services	191,924	22,861	169,062
Maintenance and Other Operating Expenses	879,565	16,218	863,347
Capital Outlays - Furniture, Fixtures and Equipment	80,346		80,346
Operations			
Personal Services	120,601	10,628	109,973
Maintenance and Other Operating Expenses	456,643	2,607	454,036
Projects			
GAA Funded Projects	1,147,175		1,147,175
Subic Clark Tarlac Expressway	1,115,356	785	1,114,571
New Clark City Project	184,973	2,842	182,131
Infrastructure Projects	5,786,226		5,786,226
Share of Beneficiary Agencies	4,851,459		4,851,459
Dividends	2,936,900		2,936,900
Subsidiaries	455,361	220,891	234,471
Prior Year Obligations	14,901,792	507,020	14,394,772
GRAND TOTAL	33,453,192	808,511	32,644,681



Budget and Revenue Allocation Department

 CB2026-0613

Prepared by:




SHERRYL T. CORPUZ
 Budget Officer V

Noted by:



MARY GRACE G. DARUNDAY
 VP, BRAD

Recommending Approval:



HEDDA Y. RULONA
 SVP, IFMG

Approved by:



GISELA Z. KALALO
 Executive Vice President

MONTHLY REPORT OF CASH RECEIPTS
 For the Period Ended 28 February 2026
 (in Php Thousands)

Department : BASES CONVERSION AND DEVELOPMENT AUTHORITY
Fund : CORPORATE AND GAA FUNDS

CLASSIFICATION/ SOURCES OF RECEIPTS (In Thousands)	ACTUAL		PROJECTION										TOTAL COLLECTIONS	CUMULATIVE INCOME DEPOSITED IN BTR
	January	February	March	April	May	June	July	August	September	October	November	December		
Joint Venture Proceeds								1,958,000					1,958,000	
Lease Proceeds	56,364	966	82,356	1,944	51,285	1,993	75,280	727	10,998	14,129	727	11,611	308,380	
Sales Proceeds	488,997		22,580									1,135,000	1,646,577	
Concession Fees	385,872	293,733	311,361	248,997	248,997	305,909	748,997	248,997	311,361	248,997	248,997	135,203	3,737,421	
Other Receipts														
Dividend Income - FBDC								900,000					900,000	
NG Subsidy /Equity												1,147,174	1,147,174	
Heritage Park Proceeds	4,342	2,753	1,423	1,423	1,423	1,423	1,423	1,423	1,423	1,423	1,423	95	20,000	
New Clark City Revenues												36,000	36,000	
Interest Income	24,156	13,336	15,068	15,068	15,068	15,068	15,068	15,068	15,068	15,068	15,068	7,712	180,814	
Miscellaneous Receipts	152,462	202,491	44,578	44,578	44,578	44,578	44,578	44,578	44,578	44,578	44,578	545,930	1,302,085	
GRAND TOTAL	1,112,192	513,278	477,367	312,011	361,351	368,971	1,785,347	2,268,793	383,429	324,196	310,793	3,018,725	11,236,451	

Prepared By:


 SHERRYL T. CORPUZ
 Budget Officer V

Noted by:


 MARY GRACE G. DARUNDA
 VP, Budget and Revenue Allocation Department

Recommending Approval:


 HEDDA Y. RULONA
 SVP, Investment and Financial Management Group

Approved by:


 GISELA Z. KALALO
 Executive Vice President



Budget and Revenue Allocation Department

 CB2026-0614