

QUARTERLY PHYSICAL REPORT OF OPERATION
As of 30 June 2025

Department : OFFICE OF THE PRESIDENT
 Agency : BASES CONVERSION AND DEVELOPMENT AUTHORITY
 Operating Unit :
 Organization Code (UACS) :

	Current Year Appropriations
	Supplemental Appropriations
	Continuing Appropriations
	Off-Budget Account

Particulars	UACS CODE	Physical Targets					Physical Accomplishments					Variance as of 30 June 2025	Remarks
		1st Quarter	2nd Quarter	3rd Quarter	4th Quarter	Total	1st Quarter	2nd Quarter	3rd Quarter	4th Quarter	Total		
1	2	3	4	5	6	7=(3+4+5+6)	8	9	10	11	12=(8+9+10+11)	13	14
Part A													
I. Operations													
Power Subsidy													
II. Projects													
III. Automatic Appropriations													
Part B													
Major Programs/Projects													
Outcome Indicators													
1. Number of generated employment	3101000000000000	125	130	150	145	550	357	300	0	0	657	107	
Outcome Indicators													
1. Number of road projects started	3101000000000000	0	0	0	2	2	2	0	0	0	2	0	
2. Percentage of completion of road projects	3101000000000000	6%	7%	8%	6%	27%	21%	10%	0%	0%	31%	4%	

Prepared By:

JAY JAWORSKI D. TIAMSON

Officer-in-Charge - Strategic Projects Management Department (SPMD)

Date:

Approved by:

MARK P. TORRES

Officer-in-Charge, Office of the Senior Vice-President - Conversion and Development Group (OSVP-CDG)

Date:

QUARTERLY PHYSICAL REPORT OF OPERATION
As of 30 June 2025

Department : OFFICE OF THE PRESIDENT
 Agency : BASES CONVERSION AND DEVELOPMENT AUTHORITY
 Operating Unit :
 Organization Code (UACS) :

	Current Year Appropriations
	Supplemental Appropriations
	Continuing Appropriations
	Off-Budget Account

Particulars	UACS CODE	Physical Targets					Physical Accomplishments					Variance as of 30 June 2025	Remarks
		1st Quarter	2nd Quarter	3rd Quarter	4th Quarter	Total	1st Quarter	2nd Quarter	3rd Quarter	4th Quarter	Total		
1	2	3	4	5	6	7=(3+4+5+6)	8	9	10	11	12=(8+9+10+11)	13	14
Part A													
I. Operations													
Power Subsidy													
II. Projects													
III. Automatic Appropriations													
Part B													
Major Programs/Projects													
Outcome Indicators													
1. Number of generated employment	3101000000000000	505	505	505	505	2,020	0	300	0	0	300	-710	
Outcome Indicators													
1. Number of road projects started	3101000000000000	2	0	0		2	0	1	0	0	1	1	
2. Percentage of completion of road projects	3101000000000000	12%	13%	15%	10%	50%	0%	0%	0%	0%	0%	-25%	

Prepared By:

JAY JAWORSKI D. TIAMSON

Officer-in-Charge - Strategic Projects Management Department (SPMD)

Date:

Approved by:

MARK P. TORRES

Officer-in-Charge, Office of the Senior Vice-President - Conversion and Development Group (OSVP-CDG)

Date:

	Current Year Appropriations
	Supplemental Appropriations
	Continuing Appropriations


Particulars	UACS CODE	Appropriations			Allotments					Current Year Obligations					Current Year Disbursements					Balances					
		Authorized Appropriation	Adjustments (Transfer (To)From, Realignment)	Adjusted Appropriations	Allotments Received	Adjustments (Withdrawal, Realignment)	Transfer To	Transfer From	Adjusted Total Allotments	1st Quarter Ending March 31	2nd Quarter Ending June 30	3rd Quarter Ending Sept. 30	4th Quarter Ending Dec. 31	Total	1st Quarter Ending March 31	2nd Quarter Ending June 30	3rd Quarter Ending Sept. 30	4th Quarter Ending Dec. 31	Total	Unreleased Appropriations	Unobligated Allotment	Unpaid Obligations (15-20) = (23+24)			
																						Due and Demandable	Not Yet Due and Demandable		
1	2	3	4	5=(3+4)	6	7	8	9	10=[(6+(-)7) -8+9]	11	12	13	14	15=[(11+12+13+14)	16	17	18	19	20=[(16+17+18 +19)	21=(5-10)	22=(10-15)	23	24		
I. Agency Specific Budget																									
General Administration and Support																									
General Administration and Supervision																									
PAP																									
PS																									
MOOE																									
Fin Exp.(if applicable)																									
CO																									
Support to Operations																									
PS																									
MOOE																									
Power Subsidy to SFA Semicon Corporation																									
Fin Exp.(if applicable)																									
CO																									
Operations																									
MFO																									
PAP																									
PS																									
MOOE																									
Fin Exp.(if applicable)																									
CO																									
Locally-Funded Project(s)																									
MFO 1 -Infrastructure Development Program																									
PAP																									
PS																									
MOOE																									
Infrastructure Development Program	101277	2,490,215		2,490,215	2,490,215				2,490,215	2,212,402	46,247			2,258,649							231,566	2,258,649			
Development of the New Clark City	101277	675,350		675,350	675,350				675,350	615,590				661,837											
Subic-Clark Railway Project	101277	70,000		70,000	70,000				70,000	70,000	46,247										13,513	661,837			
Military Replication Projects	101277	1,526,812		1,526,812	1,526,812				1,526,812	1,526,812				1,526,812								70,000			
Clark Airport Facilities	101277	30,113		30,113	30,113				30,113												30,113		1,526,812		
Operation and Maintenance of the NCC Sports Facilities	101277	187,940		187,940	187,940				187,940												187,940				
Fin Exp.(if applicable)																									
CO																									
Foreign-Assisted Project(s)																									
PAP																									
PS																									
MOOE																									
Fin Exp.(if applicable)																									
CO																									
...continue down to the last PAP																									
Sub-Total, Agency Specific Budget		2,490,215		2,490,215	2,490,215				2,490,215	2,212,402				2,258,649							231,566	2,258,649			
PS																									
MOOE																									
Fin Exp.(if applicable)		2,490,215		2,490,215	2,490,215				2,490,215	2,212,402				2,258,649							231,566	2,258,649			
CO																									
II. Automatic Appropriations																									
RLIP																									

STATEMENT OF APPROPRIATIONS, ALLOTMENTS, OBLIGATIONS, DISBURSEMENTS AND BALANCES
As of the Quarter Ending 30 June 2025
(in Thousand Pesos)

Department OFFICE OF THE PRESIDENT
Agency BASES CONVERSION AND DEVELOPMENT AUTHORITY
Operating Unit _____
Organization Code (UAC) _____
Funding Source Code (as clustered) : _____
(e.g. Old Fund Code: 101,102, 151)

	Current Year Appropriations
	Supplemental Appropriations
	Continuing Appropriations

Particulars	UACS CODE	Appropriations			Allotments					Current Year Obligations					Current Year Disbursements					Balances				
		Authorized Appropriation	Adjustments (Transfer (To)/From, Realignment)	Adjusted Appropriations	Allotments Received	Adjustments (Withdrawal, Realignment)	Transfer To	Transfer From	Adjusted Total Allotments	1st Quarter Ending March 31	2nd Quarter Ending June 30	3rd Quarter Ending Sept. 30	4th Quarter Ending Dec. 31	Total	1st Quarter Ending March 31	2nd Quarter Ending June 30	3rd Quarter Ending Sept. 30	4th Quarter Ending Dec. 31	Total	Unreleased Appropriations	Unobligated Allotment	Unpaid Obligations (15-20) = (23+24)		
																						Due and Demandable	Not Yet Due and Demandable	
1	2	3	4	5=(3+4)	6	7	8	9	10=[(6+(-)7) -8+9]	11	12	13	14	15=(11+12+13+14)	16	17	18	19	20=(16+17+18+19)	21=(5-10)	22=(10-15)	23	24	
Special Account in the General Fund (Please specify) Motor Vehicle Users Charge Fund MOOE CO																								
Sub-Total, Automatic Appropriations																								
PS MOOE Fin Exp.(if applicable) CO																								
III. Special Purpose Fund (Please specify) MPBF-PS PGF-PS (Pension Benefits)																								
Sub-Total, Special Purpose Fund																								
PS MOOE Fin Exp.(if applicable) CO																								
GRAND TOTAL		2,490,215		2,490,215	2,490,215				2,490,215	2,212,402	46,247			2,258,649							231,566	2,258,649		
PS MOOE Fin Exp.(if applicable) CO	101277	2,490,215		2,490,215	2,490,215				2,490,215	2,212,402	46,247			2,258,649							231,566	2,258,649		
Recapitulation by MFO: General Administration and Support MFO 1 -Infrastructure Development Program	101277	2,490,215		2,490,215	2,490,215				2,490,215	2,212,402	46,247			2,258,649							231,566	2,258,649		
...continue down to the last MFO																								
OF WHICH: Major Programs/Projects																								
KRA No. 1 - Anti-Corruption, Transparent, Accountable and Participatory Governance																								
Program Budgeting: MPP																								
Other Major Programs and Projects and monitored by the President through PMS PAP																								

Certified Correct:

MARY GRACE G. DARUNDA
VP/Budget and Revenue Allocation Department
Date: _____

Approved By:

HEDDA Y. RULONA
SVP, Investment and Financial Management Group
Date: _____

STATEMENT OF APPROPRIATIONS, ALLOTMENTS, OBLIGATIONS, DISBURSEMENTS AND BALANCES

As of 30 June 2025
(in Thousand Pesos)

Department OFFICE OF THE PRESIDENT
 Agency BASES CONVERSION AND DEVELOPMENT AUTHORITY
 Operating Unit _____
 Organization Code (UACS) _____
 Funding Source Code (as clustered) : _____
 (e.g. Old Fund Code: 101,102, 151)

	Current Year Appropriations
	Supplemental Appropriations
	Continuing Appropriations



Particulars	Year/ GAA	UACS CODE	Appropriations			Allotments					Current Year Obligations					Current Year Disbursements					Balances			
			Authorized Appropriation	Adjustments (Transfer (To)/From, Realignment)	Adjusted Appropriations	Allotments Received	Adjustments (Withdrawal, Realignment)	Transfer To	Transfer From BSCG	Adjusted Total Allotments	1st Quarter Ending March 31	2nd Quarter Ending June 30	3rd Quarter Ending Sept. 30	4th Quarter Ending Dec. 31	Total	1st Quarter Ending March 31	2nd Quarter Ending June 30	3rd Quarter Ending Sept. 30	4th Quarter Ending Dec. 31	Total	Unreleased Appropriations	Unobligated Allotment	Unpaid Obligations (15-20) = (23+24)	
																							Due and Demandable	Not Yet Due and Demandable
1		2	3	4	5=(3+4)	6	7	8	9	10=([6+(-)7] -8+9)	11	12	13	14	15=(11+12+13+14)	16	17	18	19	20=(16+17+18 +19)	21=(5-10)	22=(10-15)	23	24
I. Agency Specific Budget																								
General Administration and Support																								
General Administration and Supervision																								
PAP																								
PS																								
MOOE																								
Fin Exp.(if applicable)																								
CO																								
Support to Operations																								
PS																								
MOOE																								
Fin Exp.(if applicable)																								
CO																								
Operations																								
MFO																								
MFO																								
PAP																								
PS																								
MOOE																								
Fin Exp.(if applicable)																								
CO																								
Locally-Funded Project(s)																								
MFO 1 -Infrastructure Development Program																								
PAP																								
PS																								
MOOE																								
Infrastructure Development Program																								
Development of the New Clark City																								
Operation and Maintenance of the NCC Sports Facilities																								
Subic Clark Railway Project																								
Military Replication Projects																								
Clark Airport Facilities																								
Senate Sports Facility																								
CO																								
Foreign-Assisted Project(s)																								
PAP																								
PS																								
MOOE																								
Fin Exp.(if applicable)																								
CO																								
...continue down to the last PAP																								
Sub-Total, Agency Specific Budget			2,801,865		2,801,865	2,801,865				2,801,865	2,677,925	2,657			2,680,583							121,282	2,680,583	
PS			2,801,865		2,801,865	2,801,865				2,801,865	2,677,925	2,657			2,680,583							121,282	2,680,583	
MOOE																								
Fin Exp.(if applicable)																								
CO																								
II. Automatic Appropriations																								
RLIP																								
Special Account in the General Fund (Please specify)																								
Motor Vehicle Users Charge Fund																								
MOOE																								
CO																								
Sub-Total, Automatic Appropriations																								
PS																								
MOOE																								
Fin Exp.(if applicable)																								
CO																								
III. Special Purpose Fund (Please specify)																								
MPBF-PS																								
PGF-PS (Pension Benefits)																								
Sub-Total, Special Purpose Fund																								
PS																								

STATEMENT OF APPROPRIATIONS, ALLOTMENTS, OBLIGATIONS, DISBURSEMENTS AND BALANCES

As of 30 June 2025
(in Thousand Pesos)

Department OFFICE OF THE PRESIDENT
 Agency BASES CONVERSION AND DEVELOPMENT AUTHORITY
 Operating Unit _____
 Organization Code (UACS) _____
 Funding Source Code (as clustered) : _____
 (e.g. Old Fund Code: 101,102, 151)

	Current Year Appropriations
	Supplemental Appropriations
	Continuing Appropriations


Particulars	Year/ GAA	UACS CODE	Appropriations			Allotments						Current Year Obligations					Current Year Disbursements					Balances			
			Authorized Appropriation	Adjustments (Transfer (To)/From Realignment)	Adjusted Appropriations	Allotments Received	Adjustments (Withdrawal, Realignment)	Transfer To	Transfer From BSCG	Adjusted Total Allotments	1st Quarter Ending March 31	2nd Quarter Ending June 30	3rd Quarter Ending Sept. 30	4th Quarter Ending Dec. 31	Total	1st Quarter Ending March 31	2nd Quarter Ending June 30	3rd Quarter Ending Sept. 30	4th Quarter Ending Dec. 31	Total	Unreleased Appropriations	Unobligated Allotment	Unpaid Obligations (15-20) = (23+24)		
																							Due and Demandable	Not Yet Due and Demandable	
1		2	3	4	5=(3+4)	6	7	8	9	10=[(8+)-(7) -8+9]	11	12	13	14	15=(11+12+13+14)	16	17	18	19	20=(16+17+18 +19)	21=(5-10)	22=(10-15)	23	24	
MOOE Fin Exp.(if applicable) CO																									
GRAND TOTAL			2,801,865		2,801,865	2,801,865				2,801,865	2,677,925	2,657			2,680,583							121,282	2,680,583		
PS MOOE Fin Exp.(if applicable) CO		101277	2,801,865		2,801,865	2,801,865				2,801,865	2,677,925	2,657			2,680,583							121,282	2,680,583		
Recapitulation by MFO: MFO 1 -Infrastructure Development Program		101277	2,801,865		2,801,865	2,801,865				2,801,865	2,677,925	2,657			2,680,583							121,282	2,680,583		
...continue down to the last MFO																									
OF WHICH: Major Programs/Projects																									
KRA No. 1 - Anti-Corruption, Transparent, Accountable and Participatory Governance																									
Program Budgeting: MPP																									
Other Major Programs and Projects and monitored by the President through PMS																									
PAP																									
....continue down to the last PAPcontinue down to the last Program Budgetingcontinue down to the last KRA																									
			Certified Correct:  MARY GRACE G. DARUNDAY VP, Budget and Revenue Allocation Department Date: _____										Approved By:  HEDDA Y. RULONA SVP, Investment and Financial Management Group Date: _____												

SUMMARY OF APPROPRIATIONS, ALLOTMENTS, OBLIGATIONS, DISBURSEMENTS AND BALANCES BY OBJECT OF EXPENDITURES

As of the Quarter Ending 30 June 2025

(in Thousand Pesos)

[illegible]


HEDDA Y. RULONA
SVP Investment and Financial Management Group
 Date: _____

List of Allotments and Sub-Allotments
As of the Quarter Ending 30 June 2025
(In Thousand Pesos)

Department : OFFICE OF THE PRESIDENT
Agency : BASES CONVERSION AND DEVELOPMENT AUTHORITY
Operating Unit : _____
Organization Code (UACS) : _____
Funding Source Code (as clustered) : _____
(e.g. Old Fund Code: 101,102, 151)

	Current Year Appropriations
	Continuing Appropriations
	Supplemental Appropriations

No.	Allotments / Sub-Allotments		Funding Source		Allotments / Sub-Allotments received from COs / ROs				Sub-Allotment to Regions/Operating Units				Total Allotments / Net of Sub-allotments			
	Number	Date	Description	UACS Code	PS	MOOE	CO	Total	PS	MOOE	CO	Total	PS	MOOE	CO	Total
1	2	3	4	5	6	7	8	9=(6+7+8)	10	11	12	13=(10+11+12)	14 = (6+10)	15 = (7+11)	16 = (8 + 12)	17=(14+15+16)
A. Allotments received from DBM																
1	Comprehensive Release per Annex A and A-1 of NBC No. 595	1-Jan-25	RA 12116 (FY2025 GAA)	101277		2,490,215		2,490,215						2,490,215		2,490,215
2	GARO No. 2014-1 (RLIP)															
3																
4																
5																
	Sub-total					2,490,215		2,490,215						2,490,215		2,490,215
B. Sub-allotments received from Central Office/Regional Office																
1																
2																
3																
4																
5																
6																
	Sub-Total															
	Total Allotments					2,490,215		2,490,215						2,490,215		2,490,215
Summary by Funding Source Code:																
	Agency Specific Budget					2,490,215		2,490,215						2,490,215		2,490,215
	RLIP															
	MPBF															

Certified Correct:


MARY GRACE G. DARUNDAY
VP, Budget and Revenue Allocation Department
Date: _____

Approved By:


HEDDA Y. RULONA
SVP, Investment and Financial Management Group
Date: _____

STATEMENT OF OBLIGATIONS, DISBURSEMENTS, LIQUIDATIONS AND BALANCES for INTER-AGENCY FUND TRANSFERS

As at the Quarter Ending 30 June 2025

Department OFFICE OF THE PRESIDENT
Agency/Entity BASES CONVERSION AND DEVELOPMENT AUTHORITY
Operating Unit
Organization Code
Fund Cluster
(e.g. UACS Fund)

	Current Year Appropriation
	Supplemental Appropriatio
	Continuing Appropriations

Implementing Agencies and Projects	Obligations							Disbursements (Funds Transferred To)					Liquidations					Unpaid Obligations	Unliquidated Fund Transfers
	Obligation Request		1st Quarter Ending March 31	2nd Quarter Ending June 30	3rd Quarter Ending Sept. 30	4th Quarter Ending Dec. 31	Total	1st Quarter Ending March	2nd Quarter Ending June 30	3rd Quarter Ending Sept. 30	4th Quarter Ending Dec. 31	Total	1st Quarter Ending March	2nd Quarter Ending June 30	3rd Quarter Ending Sept. 30	4th Quarter Ending Dec. 31	Total		
	Number	Date																	
1	2	3	4	5	6	7	8=(4+5+6+7)	9	10	11	12	13=(9+10+11+12)	14	15	16	17	18=(14+15+16+17)	19 = (8-13)	20 = (13-18)
	NOT APPLICABLE																		
GRAND TOTAL																			

Certified Correct:

MARY GRACE G. DARUNDAY
VP, Budget and Revenue Allocation Department
Date:

Approved By:

HEDDA Y. RULONA
SVP, Investment and Financial Management Group
Date:

*The Agency/Entity Central Office shall disclose the regional offices (ROs)/lower level operating units (OUs) which are not included in the consolidated report, in case not all ROs/lower level OUs submitted their reports for consolidation.

SUMMARY OF APPROVED BUDGET, UTILIZATIONS, DISBURSEMENTS AND BALANCES
(For Off-Budgetary Funds)
As of Quarter Ending 30 June 2025

Current Year Appropriations
 Supplemental Appropriations
 Continuing Appropriations


Department OFFICE OF THE PRESIDENT
 Entity Name BASES CONVERSION AND DEVELOPMENT AUTHORITY
 Operating Unit _____
 Organization Code (UACS) _____
 Funding Source Code (as clustered: 01 (Regular Agency Fund)) _____

Particulars	UACS CODE	Appropriations			Allotments					Current Year Obligations					Current Year Disbursements					Balances			
		Authorized Appropriation	Adjustments (Transfer To/From, Realignment)	Adjusted Appropriations	Allotments Received	Adjustments (Withdrawal, Realignment)	Transfer To	Transfer From	Adjusted Total Allotments	1st Quarter Ending March 31	2nd Quarter Ending June 30	3rd Quarter Ending Sept. 30	4th Quarter Ending Dec. 31	Total	1st Quarter Ending March 31	2nd Quarter Ending June 30	3rd Quarter Ending Sept. 30	4th Quarter Ending Dec. 31	Total	Unreleased Appropriations	Unobligated Allotment	Unpaid Obligations (15-20) = (23+24)	
																						Due and Demandable	Not Yet Due and Demandable
1	2	3	4	5=(3+4)	6	7	8	9	10=(6+(-)7)	11	12	13	14		16	17	18	19			22=(10-15)	23	24
I. Agency Specific Budget																							
General Administration and Support																							
General Management and Supervision																							
PS																							
MOOE																							
Fin Exp.(if applicable)																							
CO																							
CO Operations																							
PS																							
MOOE																							
PS Fin Exp.(if applicable)																							
MOO CO																							
Sub-Total, Agency Specific Budget																							
PS																							
MOOE																							
Fin Exp.(if applicable)																							
CO																							
II. Automatic Appropriations																							
Retirement and Life Insurance Premium (RLIP)																							
Sub-Total, Automatic Appropriations																							
PS																							
MOOE																							
Fin Exp.(if applicable)																							
CO																							
III. Special Purpose Funds																							
Miscellaneous Personnel Benefits Fund (MPBF)																							
Pension and Gratuity Fund																							
Sub-Total, Special Purpose Fund																							
PS																							
MOOE																							
Fin Exp.(if applicable)																							
CO																							
GRAND TOTAL																							

NOT APPLICABLE

Certified Correct:

MARY GRACE G. DARUNDA
 VP, Budget and Revenue Allocation Department
 Date: _____

Approved By:

HEDDA Y. RULONA
 SVP, Investment and Financial Management Group
 Date: _____

SUMMARY OF APPROVED BUDGET, UTILIZATIONS, DISBURSEMENTS AND BALANCES BY OBJECT OF EXPENDITURES
(For Off- Budgetary Funds)
As of the Quarter Ending 30 June 2025

Department OFFICE OF THE PRESIDENT
 Agency BASES CONVERSION AND DEVELOPMENT AUTHORITY
 Operating Unit _____
 Organization Code (UACS) _____
 Funding Source Code (as clustered) : _____

Particulars	UACS CODE	Approved Budget			Budget Utilization					Disbursements					BALANCES		
		Approved Budgeted Revenue	Adjustments (Additions, Reductions, Realignment)	Adjusted Budgeted Revenue	1st Quarter	2nd Quarter	3rd Quarter	4th Quarter	Total	1st Quarter	2nd Quarter	3rd Quarter	4th Quarter	Total	Unutilized Budget	Unpaid Utilizations (10-15) = (17+18)	
					Ending March 31	Ending June 30	Ending Sept. 30	Ending Dec. 31		Ending March 31	Ending June 30	Ending Sept. 30	Ending Dec. 31			Due and Demandable / Accounts Payable	Not Yet Due and Demandable
1	2	3	4	5=[3+(-)4]	6	7	8	9	10=(6+7+8+9)	11	12	13	14	15=(11+12+13+14)	16=(5-10)	17	18
SUMMARY																	
A. AGENCY SPECIFIC BUDGET																	
Personnel Services																	
Salaries and Wages																	
Basic Salary - Civilian																	
Basic Pay - Military/Uniformed Personnel																	
Salaries and Wages - Contractual																	
Other Compensation																	
Personnel Economic Relief Allowance (PERA)																	
PERA - Civilian																	
PERA - Military/Uniformed Personnel																	
Representation Expenses																	
Transportation Allowance																	
Transportation Allowance																	
RATA of Sectoral/Alternate Sectoral Representatives																	
<i>Continue down to the last object of expenditure...</i>																	
Maintenance & Other Operating Expenses																	
Traveling Expenses																	
Traveling Expenses - Local																	
Traveling Expenses - Foreign																	
Training and Scholarship Expenses																	
Training Expenses																	
Scholarship Grants/Expenses																	
Supplies and Materials Expenses																	
Office Supplies Expenses																	
Accountable Forms Expenses																	
Non-Accountable Forms Expenses																	
Animal/Zoological Supplies Expenses																	
Food Supplies Expenses																	
Welfare Goods Expenses																	
Drugs and Medicines Expenses																	
Medical, Dental and Laboratory Supplies Expenses																	
Fuel, Oil and Lubricants Expenses																	
Agricultural and Marine Supplies Expenses																	
Chemical and Filtering Supplies Expenses																	
Other Supplies and Materials Expenses																	
Utility Expenses																	
Water Expenses																	
Electricity Expenses																	
<i>Continue down to the last object of expenditure...</i>																	

NOT APPLICABLE

SUMMARY OF APPROVED BUDGET, UTILIZATIONS, DISBURSEMENTS AND BALANCES BY OBJECT OF EXPENDITURES

(For Off- Budgetary Funds)

As of the Quarter Ending 30 June 2025

Department OFFICE OF THE PRESIDENT
 Agency BASES CONVERSION AND DEVELOPMENT AUTHORITY
 Operating Unit _____
 Organization Code (UACS) _____

Funding Source Code (as clustered) :

Financial Expenses

Management Supervision/Trusteeship Fees

Interest Expenses

Interest Paid to Non Residents

Interest Paid to Residents other than General Government

Interest Paid to other General Government Units

*Continue down to the last object of expenditure...***Capital Outlays**

Property, Plant and Equipment Outlay

Buildings and Other Structures Outlay

Buildings

School Buildings

Hospitals and Health Centers

Markets

Machinery and Equipment Outlay

Machinery

Office Equipment

Information and Communication Technology Equipment

*(sample object of expenditure only)**Continue down to the last object of expenditure...***GRAND TOTAL**

NOT APPLICABLE

Certified Correct:


 MARY GRACE G. DARUNDAY

VP, Budget and Revenue Allocation Department

Date:

Approved By:


 HEDDA Y. RULONA

SVP, Investment and Financial Management Group

Date:

MONTHLY REPORT OF DISBURSEMENTS
As of 30 June 2025
(in Thousand Pesos)

FAR No. 4

Department : OFFICE OF THE PRESIDENT
Agency : BASES CONVERSION AND DEVELOPMENT AUTHORITY
Operating Unit :
Organization Code (UACS) :
Funding Source Code (as clustered):
(e.g. Old Fund Code: 101.102, 151)

PARTICULARS	CURRENT YEAR BUDGET					PRIOR YEAR'S BUDGET											TRUST LIABILITIES				GRAND TOTAL					Remarks	
	PS	MOOE	Fin. Exp	CO	TOTAL	PRIOR YEAR'S ACCOUNTS PAYABLE					CURRENT YEAR'S ACCOUNTS PAYABLE					SUB-TOTAL	PS	MOOE	CO	TOTAL	PS	MOOE	Fin. Exp	CO	TOTAL		
						PS	MOOE	Fin. Exp	CO	Sub-Total	PS	MOOE	Fin. Exp	CO	Sub-Total												TOTAL
1	2	3	4	5	6=(2+3+4+5)	7	8	9	10	11=(7+8+9+10)	12	13	14	15	16=(12+13+14+15)	17=(11+16)	18=(8+17)	19	20	21	22=(19+20+21)	23	24	25	26	27=(23+24+25+26)	28
Notice of Cash Allocation (NCA)																											
MDS Checks Issued																											
Transfer of Fund to BCDA																											
PMC Headquarters Phase 1 - Package 1							61,209			61,209						61,209							61,209			61,209	
PMC Headquarters Phase 1 - Package 1 CMS							1,499			1,499						1,499						1,499			1,499		
PMC Headquarters Phase 1 - Package 2							260,088			260,088						260,088						260,088			260,088		
PMC Headquarters Phase 1 - Package 2 CMS							2,355			2,355						2,355						2,355			2,355		
PMC Headquarters Phase 1 - Package 3							178,424			178,424						178,424						178,424			178,424		
PMC Headquarters Phase 1 - Package 3 CMS							15,542			15,542						15,542						15,542			15,542		
PMC Access Roads and Utilities							33,480			33,480						33,480						33,480			33,480		
PMC Perimeter Fence and Upgrading of UN Avenue							25,055			25,055						25,055						25,055			25,055		
PMC Perimeter Fence and Upgrading of UN Avenue - CMS							4,935									4,935						4,935			4,935		
BTP Access Roads (Contiguous Contract)																											
PA - ASCOM Facilities																											
PA - ASCOM Facilities - CMS																											
PA - SSC/DACC Facilities																											
PA - SSC/DACC Facilities - CMS							3,766			3,766						3,766						3,766			3,766		
PA - SSC/DACC Facilities - DBM SF																											
PA - Relocation of Powerhouse and Electrical Utilities																											
Clearing of PAF Relocation Site in NCC																											
PAF Parking Area at Villamor Air Base																											
PAF Site Development of the 65-Ha Relocation Site							47,027			47,027						47,027						47,027			47,027		
PAF Site Development in Bamban																											
PAF Site Development in Bamban - Utilities							2,966			2,966						2,966						2,966			2,966		
PN Senior Officers' Quarter							155,544			155,544						155,544						155,544			155,544		
PN Senior Officers' Quarter - CMS							7,878			7,878						7,878						7,878			7,878		
PN FOIC Residence Complex																											
NCC to SCTEX Access Road																											
NCC to SCTEX Access Road - CMS																											
Airport to NCC Access Road (Phase 1)																											
Airport to NCC Access Road (Phase 1) - CMS																											
Airport to NCC Access Road (Phase 2)																											
Airport to NCC Access Road (Phase 2) - CMS																											
Airport to NCC Access Road (Phase 3)																											
Airport to NCC Access Road (Phase 3) - CMS																											
Airside Access Road at Clark International Airport							6,212			6,212						6,212						6,212			6,212		
Airport to NCC Access Spur Road																											
BSP Access Road in New Clark City							36,117			36,117						36,117						36,117			36,117		
Connecting Road Package 1																											
Connecting Road Package 1 - Utility Corridor							29,278			29,278						29,278						29,278			29,278		
Connecting Road Package 1 - CMS																											
Connecting Road Package 1 - DBM SF																											
Connecting Road Package 2							215,749			215,749						215,749						215,749			215,749		
Connecting Road Package 2 - CMS							12,475			12,475						12,475						12,475			12,475		
Connector Road from MacArthur to NCC Airport Road							30,938			30,938						30,938						30,938			30,938		
NCC Non-motorized Transport System																											
NGAC- Sports Facilities							93,661			93,661						93,661						93,661			93,661		
NGAC- Interim Operation and Maintenance																											
Airfield Ground Lighting System																											
Airport New Control Tower							32,218			32,218						32,218						32,218			32,218		
Airport Terminal Radar																											
Flight Check Inspection and Calibration Equipment							2,861			2,861						2,861						2,861			2,861		
Preventive Maintenance of the CNS Equipment and Facilities							19,759			19,759						19,759						19,759			19,759		
SCRIP ROW/Administrative Expenses							20,489			20,489						20,489						20,489			20,489		
PA - ASCOM Facilities - DBM SF																											
DAED for PAF Operation Area in Clark																											
Sewage Treatment Plant - New Senate Building																											
National Academy for Sports Phase 1																											
National Academy for Sports Phase 1 - CMS																											
National Academy for Sports Phase 1 - Goods and Equipment							36			36						36						36			36		
National Academy for Sports Phase 1 - Administrative Expenses																											
National Academy for Sports Phase 2							39,237			39,237						39,237						39,237			39,237		
National Academy for Sports Phase 2 - CMS							2,836			2,836						2,836											
National Academy for Sports Phase 2 - Goods and Equipment																											
National Academy for Sports Phase 2 - Administrative Expenses																											
Bonifacio South Main Boulevard																											
Advice to Debit Account																											
Working Fund (NCA issued to BTr)																											
Tax Remittance Advances Issued (TRA)																											
Cash Disbursement Ceiling (CDC)																											
Non-Cash Availment Authority (NCAA)																											
Others (Remittance to BTR)																											
TOTAL							1,341,636			1,336,701			16,674		16,674	1,353,379						1,358,310			1,358,310		

	Previous Report (May 2025)	This month (June 2025)	As of Date		Previous Report (March 2025)	This month (April 2025)	As of Date
Total Disbursement Authorities Received				Total Disbursements Program	36,110,527		36,110,527
NCA	36,110,527		36,110,527	Less: Actual Disbursements	34,871,568	234,151	35,105,720
Working Fund				(Over)/Under spending	1,238,958	(234,151)	1,004,807
TRA							
CDC							
NCAA							
Others (CDT, BTr Docs Stamp, etc.)							
Less: Notice of Transfer Allocations (NTA)* issued							
Total Disbursements Authorities Available	36,110,527		36,110,527				
Less: Lapsed NCA							
Disbursements *	34,871,568	234,151	35,105,720				
Balance of Disbursements Authorities as of to date	1,238,958	(234,151)	1,004,807				
Notes: The use of NTA is discouraged							
* Amounts should tally							
Certified Correct:				Approved By:			
MARY GRACE G. DARUNDAY				HEDDA Y. RULONA			
VP, Budget and Revenue Allocation Department				SVR, Investment and Financial Management Group			
Date:				Date:			

QUARTERLY REPORT OF REVENUE AND OTHER RECEIPTS

As of the Quarter Ending 30 June 2025

(In Thousand Pesos)

Department : OFFICE OF THE PRESIDENT
 Agency : BASES CONVERSION AND DEVELOPMENT AUTHORITY
 Operating Unit : _____
 Organization Code (UACS) : _____

CLASSIFICATION / SOURCES OF REVENUE AND OTHER RECEIPTS	UACS Code	REVENUE TARGET (Annual)	ACTUAL REVENUE AND OTHER RECEIPTS COLLECTIONS					CUMULATIVE REMITTANCE /DEPOSITS TO DATE			VARIANCE		Remarks
			1st Quarter	2nd Quarter	3rd Quarter	4th Quarter	TOTAL	Remittance to BTr	Deposited with AGDB	Total	Amount	%	
1	2	3	4	5	6	7	8=(4+5+6+7)	9	10	11=(9+10)	12=(8-3)	13 = (12 / 3)	14
A. General Fund (formerly Fund 101)													
- Tax													
Documentary Stamp Tax													
- Non-Tax													
Permit Fees Import													
B. Special Account in the General Fund (formerly Fund 105, 183, 401, 151-159)													
- Tax													
- Non-Tax													
C. Off-Budget Accounts (formerly Fund 161 to 164, etc.)													
D. Custodial Funds (formerly Fund 101-184, 187)													
TOTAL													

NOT APPLICABLE

Certified Correct:


MARY GRACE G. DARUNDA
 VP, Budget and Revenue Allocation Department
 Date: _____

Approved By:


HEDDA Y. RULONA
 SVP, Investment and Financial Management Group
 Date: _____

STATEMENT OF APPROVED BUDGET, UTILIZATIONS, DISBURSEMENTS AND BALANCES FOR TRUST RECEIPTS
As of the Quarter Ending 30 June 2025

Department : Office of the President
Agency : Bases Conversion and Development Authority
Operating Unit :
Organization Code (UACS) :
Funding Cluster : Trust Receipts

Source Agencies and Projects	UACS CODE	Approved Budget			Utilizations					Disbursements					Balances		
		Approved Budgeted Revenue/ Receipts	Adjustments (Additions, Reductions, Modifications/ Augmentations)	Adjusted Budgeted Revenue	1st Quarter Ending March 31	2nd Quarter Ending June 30	3rd Quarter Ending Sept. 30	4th Quarter Ending Dec. 31	Total	1st Quarter Ending March 31	2nd Quarter Ending June 30	3rd Quarter Ending Sept. 30	4th Quarter Ending Dec. 31	Total	Unutilized Budget	Unpaid Utilizations (10-19) = (17+18)	
																Due and Demandable	Not Yet Due and Demandable
1	2	3	4	5=[3+(-)4]	6	7	8	9	10=(6+7+8+9)	11	12	13	14	15=(11+12+13+14)	16=(5-10)	17	18
Project Title																	
PS																	
MOOE																	
CO																	
GRAND TOTAL																	
PS																	
MOOE																	
CO																	

NOT APPLICABLE

Certified Correct:

Approved By:

MARY GRACE G. DARUNDAY
VP, Budget and Revenue Allocation Department
Date:

HEDDA Y. RULONA
SVP Investment and Financial Management Group
Date: