

MONTHLY CASH PROGRAM
For the Period Ended 31 October 2021
 (in Php Thousands)

Department : BASES CONVERSION AND DEVELOPMENT AUTHORITY
Fund : CORPORATE FUNDS

PARTICULARS	ACTUAL											PROJECTION		Total
	JAN	FEB	MAR	APR	MAY	JUN	JUL	AUG	SEP	OCT	NOV	DEC		
Personal Services	11,100	15,530	21,446	27,591	13,882	21,423	16,918	17,978	34,553	12,310	34,553	108,512	335,796	
Maintenance and Other Operating Expenses	5,854	28,387	18,785	15,577	844,751	76,017	190,269	23,151	91,636	39,585	88,470	1,737,859	3,160,341	
Share of Beneficiary Agencies												2,760,147	2,760,147	
Capital Outlay														
Furniture, Fixtures and Equipment						80			90	1,908		163,317	165,395	
Infrastructure Projects							5,238	190	237,569	19,931	1,299,682	738,611	2,301,221	
Subic Clark Tarlac Expressway			508,186	53,825					517,586			253,771	1,333,368	
New Clark City Project	30,378	4,175	5,301	33,393	8,425	18,340	65,996	26,464	36,106	26,325	54,012	4,794,331	5,103,247	
Clark Airport Project		39,831					124,470					1,370,530	1,534,831	
Replication Projects		226,523	60,406	10,371		15,903		3,011	226,523			3,715,145	4,257,882	
Subic-Clark Railway Project	72	150	1,524	272	1,944	1,673	384	1,281	237	321		712,142	720,000	
Subsidiaries	78,591	98,839		9,835		30,467		28,172			69,497	132,072	447,474	
Prior Years Obligations	1,259,555	683,921	83,547	3,046,147	543,258	205,487	26,530	94,508	276,935	258,840	4,249,640		10,728,368	
GRAND TOTAL	1,385,551	1,097,355	699,194	3,197,011	1,412,260	369,390	429,805	194,756	1,421,236	359,221	5,795,855	16,486,437	32,848,069	

Prepared By:

 11.29.2021


HEDDA Y. RULONA
 VP, Budget and Revenue Allocation Department

Recommending Approval:

 12.02.2021

NENA D. RADO
 SVP and Chief Financial Officer

Approved by:

 12-02-2021


AILEEN AN. R. ZOSA
 Executive Vice President

ESTIMATED MONTHLY CASH RECEIPTS
For the Period Ended 31 October 2021
 (in Php Thousands)

Department : BASES CONVERSION AND DEVELOPMENT AUTHORITY
Fund : CORPORATE FUNDS


CLASSIFICATION/SOURCES OF RECEIPTS (In Thousands)	ACTUAL										PROJECTION		Total
	JAN	FEB	MAR	APR	MAY	JUN	JUL	AUG	SEP	OCT	NOV	DEC	
Joint Venture Proceeds								12,127,607	1,120,000	306,616			13,554,224
Lease Proceeds	3,477	691	64,691	94,955	327,217	20,833	67,435	6,779	39,374	11,977	9,516	54,131	701,076
Sales Proceeds	1,485				209,760		1,673	11,519				424,746	649,183
Concession Fees	126,924	103,143	98,162	122,896	82,988	105,303	123,894	106,538	80,504	104,235	29,884	92,433	1,176,903
Other Receipts:													
NG Subsidy /Equity		983,415	120,730	102,560	63,336	731,721			1,184,145	42,607			3,228,514
New Clark City Project Proceeds													
Redemption of Preferred Shares											540,000		540,000
Dividend Income - FBDC			1,302,790	293,024	20,500								1,616,314
Trust Receipts													
Heritage Park Proceeds													
Interest Income	6,107	14,723	16,974	551	16,564	9,102	6,211	5,323	16,835	76	9,464	9,464	111,395
Miscellaneous Receipts	16,305	123,595	12,262	22,295	40,238	21,357	12,024	7,107	67,359	23,387	12,629	102,311	460,869
GRAND TOTAL	154,300	1,225,567	1,615,608	636,281	760,605	888,315	211,238	12,264,873	2,508,217	488,897	601,492	683,084	22,038,477

Prepared By:


 11.29.2021

HILDA Y. RULONA
 VP, Budget and Revenue Allocation Department

Recommending Approval:

 12.02.2021
NENA D. RADOC
 SVP and Chief Financial Officer

Approved by:


 12-02-2021
AILEEN AN. R. ZOSA
 Executive Vice President

FINANCIAL REPORT OF OPERATION
For the Period Ended 31 October 2021
(in Php Thousands)

Department : BASES CONVERSION AND DEVELOPMENT AUTHORITY
Fund : CORPORATE FUNDS

PARTICULARS	APPROVED BUDGET	OBLIGATIONS INCURRED	BUDGET BALANCE
General Administration and Support Services			
Personal Services	120,704	71,344	49,360
Maintenance and Other Operating Expenses	222,899	62,728	160,170
Capital Outlays - Furniture, Fixtures and Equipment			
Support to Operations			
Personal Services	150,765	89,139	61,626
Maintenance and Other Operating Expenses	2,620,198	1,121,594	1,498,604
Capital Outlays - Furniture, Fixtures and Equipment	35,278	2,078	33,200
Operations			
Personal Services	64,327	32,248	32,078
Maintenance and Other Operating Expenses	317,244	86,862	230,382
Capital Outlays - Furniture, Fixtures and Equipment	130,117		130,117
Projects			
Infrastructure Projects	2,301,221	262,928	2,038,293
New Clark City Project	5,103,247	254,904	4,848,343
Clark Airport Expansion Project	1,534,831	164,301	1,370,530
Subic-Clark Railway Project	720,000	7,858	712,142
Subic Clark Tarlac Expressway	1,333,368	1,079,597	253,771
Replication Projects	4,257,882	542,737	3,715,145
Share of Beneficiary Agencies	2,760,147		2,760,147
Subsidiaries	447,475	245,905	201,570
Prior Year Obligations	10,728,368	6,478,727	4,249,641
GRAND TOTAL	32,848,070	10,502,951	22,345,119

Prepared By:

 11.29.2021

HEDDA Y. RULONA
 VP, Budget and Revenue Allocation Department

Recommending Approval:

 12.02.2021

NENA D. RADO
 SVP and Chief Financial Officer

Approved by:

 12-02-2021


AILEEN AN. R. ZOSA
 Executive Vice President

MONTHLY REPORT OF CASH RECEIPTS
For the Period Ended 31 October 2021
 (in Php Thousands)


Department : BASES CONVERSION AND DEVELOPMENT AUTHORITY
 Fund : CORPORATE FUNDS

CLASSIFICATION/ SOURCES OF RECEIPTS	ACTUAL RECEIPTS										TOTAL COLLECTIONS	CUMULATIVE INCOME	REMARKS
	January	February	March	April	May	June	July	August	September	October			
Joint Venture Proceeds								12,127,607	1,120,000	306,616	13,554,224		
Lease Proceeds	3,477	691	64,691	94,955	327,217	20,833	67,435	6,779	39,374	11,977	637,429		
Sales Proceeds	1,485				209,760		1,673	11,519			224,437		
New Disposition													
Concession Fees	126,924	103,143	98,162	122,896	82,988	105,303	123,894	106,538	80,504	104,235	1,054,587		
Other Receipts	22,413	1,121,734	1,452,756	418,430	140,639	762,179	18,236	12,430	1,268,339	66,070	5,283,225		
NG Subsidy /Equity		983,415	120,730	102,560	63,336	731,721			1,184,145	42,607	3,228,514		
Trust Receipts			1,302,790	293,024	20,500						1,616,314		
Interest Income	6,107	14,723	16,974	551	16,564	9,102	6,211	5,323	16,835	76	92,468		
Miscellaneous Receipts	16,305	123,595	12,262	22,295	40,238	21,357	12,024	7,107	67,359	23,387	345,929		
Remittance to BTR												2,686,114	
Dividends Declaration												1,717,210	
GRAND TOTAL	154,300	1,225,567	1,615,608	636,281	760,605	888,315	211,238	12,264,873	2,508,217	488,897	20,753,901	4,403,324	


Prepared By:


 11.29.2021
HEDDA Y. RULONA
 Department Manager III

Recommending Approval:


 12.02.2021
NENA D. RADOC
 SVP and Chief Financial Officer

Approved by:


 12-02-2021
AILEEN AN. R. ZOSA
 Executive Vice President


STATEMENT OF ALLOTMENT, OBLIGATIONS AND BALANCES
For the Period Ended 31 October 2021
(in Php Thousands)

Department : BASES CONVERSION AND DEVELOPMENT AUTHORITY
Fund : CORPORATE FUNDS


PARTICULARS	APPROVED BUDGET	OBLIGATIONS INCURRED		BUDGET BALANCE
		THIS REPORT	TO DATE	
CURRENT YEAR BUDGET				
PERSONAL SERVICES	335,796	12,310	192,731	143,065
Salaries and Wages	129,063	8,902	92,069	36,994
Other Personnel - Related Expenses:	197,181	2,936	95,394	101,787
PERA	2,136	156	1,534	602
Representation Allowance	3,663	291	2,828	835
Transportation Allowance	3,663	262	2,583	1,080
Clothing Allowance	1,152		918	234
Mid-Year Bonus	8,469			8,469
Year-End Bonus	10,158	18	18	10,140
Cash Gift	960			960
Loyalty	130	25	115	15
Rice Subsidy	6,408	315	2,804	3,604
Medical Benefits	12,710	283	7,122	5,588
Anniversary Bonus	453		453	
Meal Allowance	1,068	78	766	302
Christmas Package	19,414		10,352	9,062
Educational Subsidy	11,638		8,613	3,025
Amelioration Allowance	19,414		10,716	8,699
Productivity Enhancement Incentive	960			960
Performance Based Bonus	19,005			19,005
Provident and Housing Fund Contribution	39,868	33	26,004	13,864
Term Insurance Premium	390		225	165
ECC Contributions	213	16	140	74
PAG-IBIG Contributions	213	32	141	72
PHILHEALTH Contributions	1,806	102	947	859
Life and Retirement Insurance Contributions	15,488	1,102	10,035	5,453
Personnel Benefits - Others	17,800	223	9,081	8,719
BOD Expenses	9,552	472	5,268	4,284
MAINTENANCE AND OTHER OPERATING EXPENSES	3,160,341	37,485	1,271,185	1,889,157
Travel and Educational Expenses				
Training and Scholarship Expenses	3,705	346	1,305	2,400
Travelling Expenses	2,759	437	2,232	526
Communication Expense				
Telephone Expenses - Landline	3,236	128	1,943	1,293
Telephone Expenses - Mobile	1,688	190	793	895
Other Expenses	3,627	271	1,636	1,991
Supplies and Materials Expenses				
Office Supplies Expenses	3,775	34	981	2,794
Medical, Dental and Laboratory Supplies Expense	1,160		210	950
Fuel, Oil and Lubricants Expenses	8,000	788	6,481	1,519
Books and Subscriptions	200	26	121	79
Repairs and Maintenance	30,991	800	6,030	24,961
Rent/Lease Expenses	38,532	4,924	22,522	16,010
Utility Expenses				
Electricity Expenses	19,498	1,417	6,900	12,598
Water Expenses	1,110	39	305	805
Representation and Business Development Expenses	1,838	38	437	1,400
Taxes, Duties, Insurance and Premiums	1,460,482	65	70,181	1,390,302
Printing and Advertising Expense				
Advertising, Promotional and Marketing Expense	25,634	76	1,820	23,815
Printing Expenses	50			50
Professional Services				
Security Services	63,097	6,046	31,373	31,724
Legal Services	6,150	5	2,131	4,019
Consultancy Services/Technical Services	46,895	5,313	8,095	38,800
General/Janitorial Expenses	112,663	14,754	64,008	48,655
Asset and Estate Management Fees	755	19	504	252
Auditing Services	11,169		10,143	1,025
Honarium	100			100

PARTICULARS	APPROVED BUDGET	OBLIGATIONS INCURRED		BUDGET BALANCE
		THIS REPORT	TO DATE	
MOOE Related to Projects				
DICT National Broadband Project - Phase 1	99,095		23,331	75,763
National Academy for Sports Campus Project	2,500		122	2,378
DA Agro-industrial Business Corridor Project	35,000			35,000
NGAC O&M - Quarantine Facility	136,329		59,482	76,847
SCTEX ROW Acquisition	41,265		21,147	20,118
Demolition and Dredging Expenses				
Indemnities and Other Claims				
Survey and Titling Expenses	25,237		355	24,882
Membership Dues and Contribution Expenses	92		52	40
Donations	100			100
BOD Related Expenses	1,074	106	963	111
Other Maintenance and Operating Expenses				
Miscellaneous Expenses	66,014	1,661	19,161	46,853
Build Build Build Project				
Dividends Payable	906,421		906,421	
Awards and Rewards Expenses	100			100
Subic Clark Tarlac Expressway	1,333,368		1,079,597	253,771
JICA Debt Servicing	1,140,368		1,025,772	114,596
DOF Guarantee Fee	193,000		53,825	139,176
CAPITAL OUTLAYS	2,466,616	21,839	265,006	2,201,610
Furniture, Fixtures and Equipment	165,395	1,908	2,078	163,317
Infrastructure Projects	2,301,221	19,931	262,928	2,038,293
DICT National Broadband Project - Phase 1	1,203,580		153,898	1,049,682
DA Agro-industrial Business Corridor Project	250,000			250,000
National Academy for Sports Campus	596,383		83,671	512,712
Sewage Treatment Plant	151,160	19,931	19,931	131,229
Poro Point Seaport Terminal	40,000		5,238	34,762
Streetlight McKinley Parkway	25,000		190	24,810
Deepwell at Wallace Air Station	14,598			14,598
Water, Sewer and Drainage Connections in BGC	20,500			20,500
Other Projects	11,615,959	26,647	969,800	10,646,159
New Clark City Project	5,103,247	26,325	254,904	4,848,343
Replication Projects	4,257,882		542,737	3,715,145
Clark Airport Expansion Project	1,534,831		164,301	1,370,530
Subic-Clark Railway Project	720,000	321	7,858	712,142
SHARE OF BENEFICIARY AGENCIES	2,760,147			2,760,147
SUBSIDIARIES	447,475		245,905	201,570
John Hay Management Corporation	213,128		138,623	74,506
Poro Point Management Corporation	152,009		87,520	64,489
Clark Development Corporation	82,337		19,762	62,575
PRIOR YEAR OBLIGATIONS	10,728,368	258,840	6,478,727	4,249,641
GRAND TOTAL	32,848,070	357,121	10,502,951	22,345,119


Prepared By:

 11.29.2021
HEDDA Y. RULONA
 Department Manager III

Recommending Approval:

 12.02.2021
NENA D. RADOC
 SVP and Chief Financial Officer

Approved by:

 12-02-2021
AILEEN AN. R. ZOSA
 Executive Vice President