

**MONTHLY CASH PROGRAM**  
For the period ended 30 November 2016

**Department :** BASES CONVERSION AND DEVELOPMENT AUTHORITY  
**Fund :** CORPORATE FUNDS


PARTICULARS (In Thousands)	ACTUAL												PROJECTIONS	Total
	JAN	FEB	MAR	APR	MAY	JUN	JUL	AUG	SEP	OCT	NOV	DEC		
Personal Services	10,979	16,017	18,086	21,764	38,233	16,903	21,037	21,569	31,937	24,131	29,197	24,131	273,984	
Maintenance and Other Operating Expenses														
Operating Expenses	10,759	59,039	40,889	35,673	54,013	52,245	37,635	27,308	17,719	19,443	3,103	26,756	384,582	
Subic Clark Tarlac Expressway	372	560	861,654	560		5,795	210	401	557,217				1,426,769	
Remittances to BTr			3,470,792										3,470,792	
Capital Outlay														
Furniture, Fixtures and Equipment		13	947			37		235		61	2,326	7,151	10,770	
Infrastructure Projects														
Clark Green City Project	2,937	3,271	10,792	3,429	7,112	7,059	5,260	636	4,681	2,431	4,222	21,000	72,830	
Subsidiaries		129,060		401,164	4,632		3,221	7,588	171,317	3,639	94,949	611,619	1,427,189	
Prior Years Obligations	91,126	54,234	215,619	15,448	41,343	9,573	22,465	25,440	1,133	16,638	68,073	265,675	826,767	
<b>GRAND TOTAL</b>	<b>116,173</b>	<b>262,194</b>	<b>4,618,779</b>	<b>478,038</b>	<b>145,333</b>	<b>91,612</b>	<b>89,828</b>	<b>83,177</b>	<b>784,004</b>	<b>66,343</b>	<b>201,870</b>	<b>956,332</b>	<b>7,893,683</b>	

Prepared By:




HEDDA Y. RULONA  
Department Manager III

Recommending Approval:



NENA D. RADO  
Vice President for Finance

Approved by:




AILEEN AN. R. ZOSA  
Officer-in-Charge

**MONTHLY CASH PROGRAM**  
For the period ended 30 November 2016

**Department :** BASES CONVERSION AND DEVELOPMENT AUTHORITY  
**Fund :** CORPORATE FUNDS

PARTICULARS (In Thousands)	ACTUAL											PROJECTIONS	Total
	JAN	FEB	MAR	APR	MAY	JUN	JUL	AUG	SEP	OCT	NOV	DEC	
Personal Services	10,979	16,017	18,086	21,764	38,233	16,903	21,037	21,569	31,937	24,131	29,197	24,000	273,853
Maintenance and Other Operating Expenses													
Operating Expenses	10,759	59,039	40,889	35,673	54,013	52,245	37,635	27,308	17,719	19,443	3,103	25,000	382,826
Subic Clark Tarlac Expressway	372	560	861,654	560		5,795	210	401	557,217				1,426,769
Remittances to BTr			3,470,792										3,470,792
Capital Outlay													
Furniture, Fixtures and Equipment		13	947			37		235		61	2,326	7,000	10,619
Infrastructure Projects													
Clark Green City Project	2,937	3,271	10,792	3,429	7,112	7,059	5,260	636	4,681	2,431	4,222	21,000	72,830
Subsidiaries		129,060		401,164	4,632		3,221	7,588	171,317	3,639	94,949	611,619	1,427,189
Prior Years Obligations	91,126	54,234	215,619	15,448	41,343	9,573	22,465	25,440	1,133	16,638	68,073	265,675	826,767
<b>GRAND TOTAL</b>	<b>116,173</b>	<b>262,194</b>	<b>4,618,779</b>	<b>478,038</b>	<b>145,333</b>	<b>91,612</b>	<b>89,828</b>	<b>83,177</b>	<b>784,004</b>	<b>66,343</b>	<b>201,870</b>	<b>954,294</b>	<b>7,891,645</b>

Prepared By:



**HEDDA Y. RULONA**  
Department Manager III

Recommending Approval:



**NENA D. RADO**  
Vice President for Finance

Approved by:



**AILEEN AN. R. ZOSA**  
Officer-in-Charge

**FINANCIAL REPORT OF OPERATION**  
For the period ended 30 November 2016

**Department:** BASES CONVERSION AND DEVELOPMENT AUTHORITY  
**Fund** : CORPORATE FUNDS

PARTICULARS (In Thousands)	APPROVED BUDGET	OBLIGATIONS INCURRED	BUDGET BALANCE
General Administration and Support Services			
Personal Services	147,568	103,378	44,190
Maintenance and Other Operating Expenses	174,008	45,105	128,903
Capital Outlays - Furniture, Fixtures and Equipment	19,513	1,941	17,572
Support to Operations			
Personal Services	189,129	112,481	76,648
Maintenance and Other Operating Expenses	413,803	106,122	307,681
Capital Outlays - Furniture, Fixtures and Equipment	18,034	1,664	16,370
Operations			
Personal Services	50,974	38,304	12,670
Maintenance and Other Operating Expenses	244,612	14,918	229,694
Capital Outlays - Furniture, Fixtures and Equipment	67	13	54
Projects			
Infrastructure Projects	988,500		988,500
Subic Clark Tarlac Expressway	1,434,888	164,498	1,270,390
Clark Green City Project	3,309,113	51,831	3,257,282
Remittances to BTr	2,566,511	3,331,290	(764,779)
Subsidiaries	2,019,098	782,563	1,236,535
Prior Years Obligations	4,621,952	4,402,810	219,142
<b>GRAND TOTAL</b>	<b>16,197,770</b>	<b>9,156,918</b>	<b>7,040,852</b>


Prepared By:

Recommending Approval:

Approved by:



**HEDDA Y. RULONA**  
Department Manager III



**NENA D. RADO**  
Vice President for Finance



**AILEEN AN. R. ZOSA**  
Officer-in-Charge

**MONTHLY REPORT OF CASH RECEIPTS**  
For the period ended 30 November 2016


Department : BASES CONVERSION AND DEVELOPMENT AUTHORITY  
Fund : CORPORATE FUNDS

CLASSIFICATION/ SOURCES OF RECEIPTS (In Thousands)	Actual Receipts											TOTAL COLLECTIONS	CUMULATIVE INCOME DEPOSITED IN BTR	REMARKS
	January	February	March	April	May	June	July	August	September	October	November			
JV Proceeds							118,164	250,000	873,414		376,855	1,618,433		
Lease Proceeds	13,907	190,839	60,360	151,517		125,588	13,228	31,797	3,742	7,937	598,915			
Sales Proceeds	83,221	1,628	4,535	575	4,597	628	676	4,202	753	523	109,069			
Clark Green City Project	144,000										26,000	170,000		
Concession Fees	79,517	67,690	62,895	80,529	68,980	88,466	70,216	68,350	65,466	65,508	72,809	790,426		
Other Receipts	36,440	11,661	131,598	474,946	52,736	24,439	26,558	30,231	109,857	16,218	742,765	1,657,449		
<b>GRAND TOTAL</b>	<b>357,085</b>	<b>271,818</b>	<b>259,388</b>	<b>707,567</b>	<b>126,313</b>	<b>239,121</b>	<b>228,842</b>	<b>352,783</b>	<b>1,081,287</b>	<b>85,991</b>	<b>1,234,097</b>	<b>4,944,292</b>		


Prepared By:

  
HEDDA Y. RULONA  
Department Manager III

Recommending Approval:

  
NENA D. RADO  
Vice President for Finance

Approved by:

  
AILEEN AN. R. ZOSA  
Officer-in-Charge